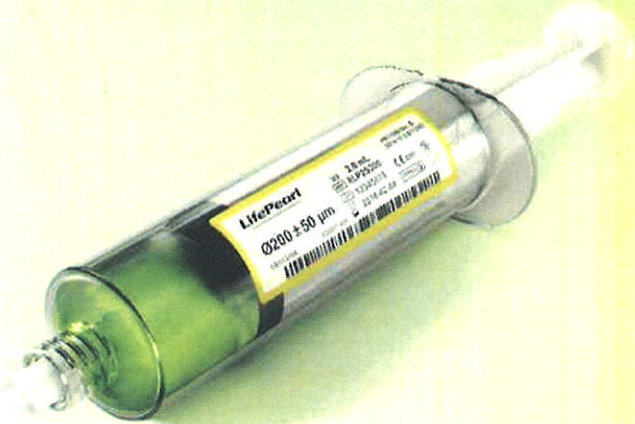


LifePearl®
Drug-Elutable Beads for embolisation

169 µm
168 µm

- New formulation¹
- Tight calibration²
- Enhanced suspension characteristics³
- Syringe presentation



ORDERING INFORMATION

LifePearl Sizes (µm)	Volume of Microspheres (ml)	Volume of PBS (ml)	Product Codes	Colour
100 ± 25	2	4	8LP25100	Black
200 ± 50	2	4	8LP25200	Yellow
400 ± 50	2	4	8LP25400	Blue

¹ Data on file Ref LPMCV-004

² Data on file Ref LPBTG-002 LPMCV-003, LPMCV-004

³ Data on file Comparison with Terumo's previously commercialized product Ref LPMCV-004

TERUMO
INTERVENTIONAL
SYSTEMS

Terumo Corporation
44-1 2-chome Hatagaya
Shibuya-ku, Tokyo 151-0072,
Japan
Tel +81 3 3374 8111
Fax +81 3 3374 8196

Terumo Europe NV
Interleuvenlaan 40
3001 Leuven, Belgium
Tel +32 16 38 12 11
Fax +32 16 40 02 49

Terumo Europe NV
Interventional Systems
Liaison Office
Immeuble Inside
7-9 Rue Eugène et Armand Peugeot
92500 Rueil Malmaison,
France
Tel +33 147 16 09 30
Fax +33 147 16 09 49

Terumo Europe NV
Benelux Sales Division
Belgium
Tel +32 16 39 25 80
The Netherlands
Tel 0800 0220396

Terumo Europe NV
Emerging Markets Division
Tel +32 16 38 13 08

Terumo Deutschland GmbH
Tel +49 6196 80 230

Terumo Deutschland GmbH
Zweigniederlassung Spreitenbach
Tel +41 56 419 10 10

Terumo Deutschland GmbH
Zweigniederlassung Österreich
Interventional Systems
Tel +43 2236 378020

Laboratoires Terumo France S.A.S.
Tel +33 130 96 13 00

Terumo Italia S.r.l.
Tel +39 0651 96 14 20

Terumo Europe España SL
Tel +34 9021 01 298

Terumo UK Ltd
Tel +44 1276 480440

Terumo Russia LLC
Tel +7 495 988 4740

Terumo Sweden AB
Tel +46 3174 85880

Terumo Denmark
Filial of Terumo Sweden AB
Tel +45 7020 9380

Terumo Corporation Dubai Branch
(Middle East and Africa)
Tel +971 4 221 2220

Terumo BCT Tıbbi Cihazlar Dağıtım
ve Hizmetleri A.Ş.
Tel +90 216 590 0074



® Registered Trademark
Published by Terumo Europe NV

169 pdr.
168 pdr.

BECAUSE **EXPERIENCE**
MATTERS

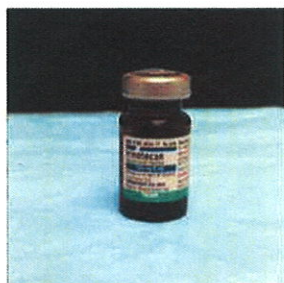


Terumo Interventional Oncology Division
introduces

LifePearl®
Drug-Elutable Beads for embolisation

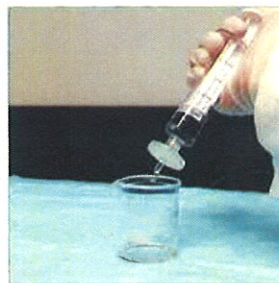
HOW TO USE LIFEPEARL® WITH IRINOTECAN

1 Prepare Drug



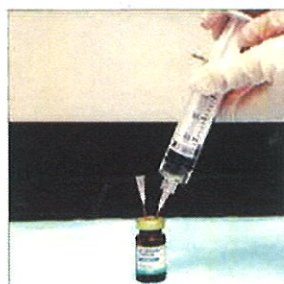
Use a total of 100 mg (5 ml) of Irinotecan for injection (20 mg/ml) as received from the manufacturer.

2 Prepare Syringe



Remove the syringe cap from the LifePearl sample syringe (2 ml microspheres in 4 ml of phosphate buffered saline (PBS)). Using a 5 µm cellulose filter expel as much PBS as possible from the sample syringe.

3 Aspirate Drug into Syringe



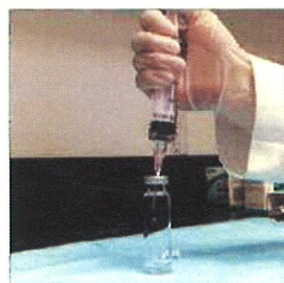
Using an 18-gauge needle, draw 5 ml (100 mg) of Irinotecan solution into the sample syringe containing LifePearl. Gently agitate the solution before letting it rest for the required loading time.

4 Load Device



Allow microspheres to load the chemotherapeutic drug in a dark, cool and dry environment for the duration of the loading period (no less than 2 hours). Occasionally, gently agitate mixture during loading time.

5 Expel Supernatant



When loading is complete, use an 18-gauge needle to expel excess liquid (supernatant chemotherapeutic drug).

6 Suspend in Non-Ionic Contrast Medium



To prepare the loaded LifePearl solution for injection, add 5-10ml of 50:50 non-ionic contrast / sterile water solution per 1ml of LifePearl and mix gently to give a good suspension. Inject the solution at a rate of 1 ml per minute.